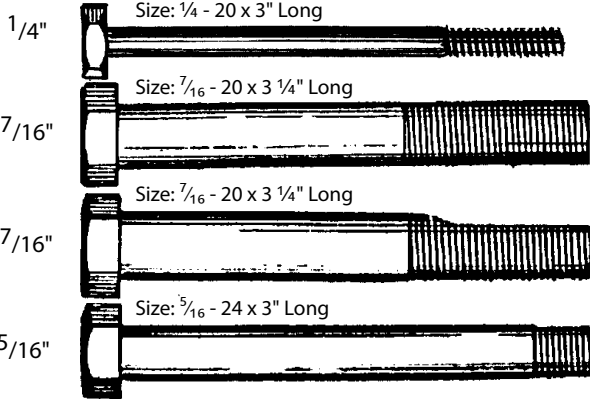


Toll Free 800-328-5343

Fax Free 866-829-9744

www.ocelco.com



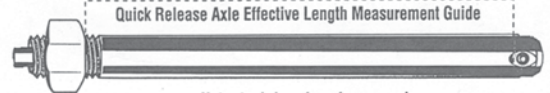
American 8" Wheel Axle
164-000 \$.58 ea.

Theradyne Old Style
164-170 \$1.35 ea.

Invacare Shaved Axle
164-181 \$1.49 ea.

E&J 8" Wheel & Cross Brace
164-480 \$1.49 ea.

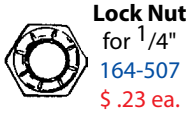
Quick Release Axles



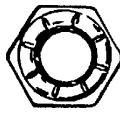
Not actual size - for reference only

Size	Price
*164-400 7/16" x 4"	\$19.74 ea.
*164-401 7/16" x 4 3/8"	\$21.72 ea.
164-402 7/16" x 4 1/2"	\$21.87 ea.
164-403 1/2" x 4 1/4"	\$21.87 ea.
*164-404 1/2" x 4 3/8"	\$20.02 ea.
164-405 1/2" x 4 3/4"	\$27.61 ea.
164-406 1/2" x 5"	\$28.37 ea.

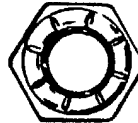
*Common to Invacare



Lock Nut for 1/4"
164-507
\$.23 ea.



Lock Nut for 7/16"
164-500
\$.23 ea.



Lock Nut for 5/16"
164-506
\$.23 ea.



Size: 3" long x 8mm


Drive Front Axle
164-100 \$4.22 ea.



Size: 5" long x 12mm

Drive/Medline Rear Axel & Nut for 24" Wheels
164-101 \$7.50 ea.

Everest & Jennings 24" Wheel Axles and Nuts




Length	Part #	Price
4 1/4"	164-130	\$4.95 ea.
5"	164-160	\$5.95 ea.

Nuts Included with E&J Axles

Length	Part #	Price
4 1/4"	164-340	\$6.10 ea.
5"	164-360	\$6.10 ea.

24" Wheel Standard Axles

All Standard Axles Run Every 1/4" From 3 3/4" To 5"



Length	Part #	Price
3 3/4"	164-111	\$.95 ea.
4"	164-121	\$.95 ea.
4 1/4"	164-131	\$1.75 ea.
4 1/2"	164-141	\$3.07 ea.
4 3/4"	164-151	\$1.35 ea.
5"	164-161	\$1.70 ea.

Standard Nut




164-501
\$.23 ea.

Lock Nut



164-500
\$.23 ea.




3 3/4"	164-211	\$1.45 ea.
4"	164-221	\$1.89 ea.
4 1/4"	164-231	\$2.95 ea.
4 1/2"	164-241	\$3.80 ea.
4 3/4"	164-251	\$2.55 ea.
5"	164-261	\$1.95 ea.



164-502
\$.23 ea.



164-503
\$.23 ea.



3 3/4"	164-311	\$2.20 ea.
4"	164-321	\$3.51 ea.
4 1/4"	164-331	\$1.80 ea.
4 1/2"	164-341	\$1.96 ea.
4 3/4"	164-351	\$2.85 ea.
5"	164-361	\$2.85 ea.



164-504
\$.38 ea.



164-505
\$.38 ea.

Note: Measure the shaft only on the axles above, **DO NOT** include the head.